

Hands-on Customising COREP Taxonomies

COREP Project Team

Katrin Schmehl

Victor Morilla

Madrid, 2006-02-02

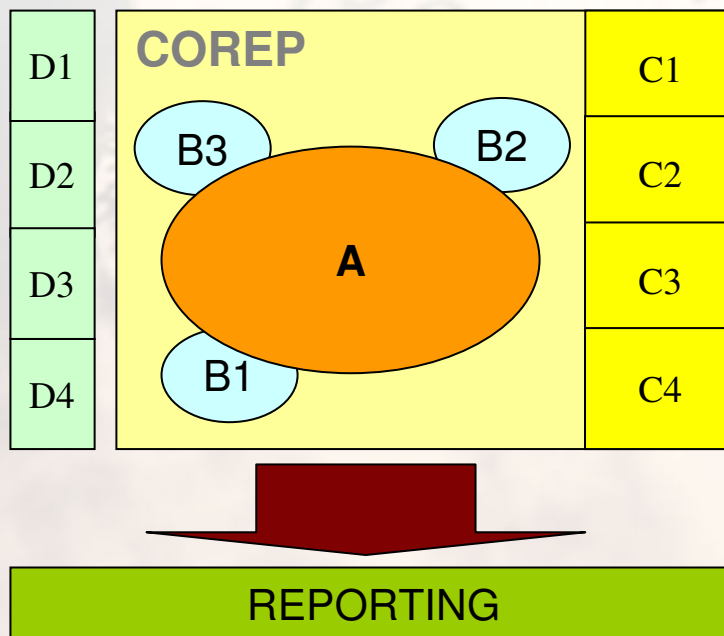
- **COREP taxonomy customisation requirements**
- **Concept and structure of national customisation**
- **Customisation of**
 - **Labels**
 - **References**
 - **Template structure**
 - **Typed dimensions**
- **Integrate general information**
- **Summary**
- **Questions**

- **COREP taxonomy customisation requirements**
- **Concept and structure of national customisation**
- **Customisation of**
 - **Labels**
 - **References**
 - **Template structure**
 - **Typed dimensions**
- **Integrate general information**
- **Summary**
- **Questions**

COREP taxonomy customisation requirements



- COREP defines a **superset** of possible reporting items.
- Each country has the right to **choose** the level of detail.



A → most essential information needed by all supervisors ('core' layer)

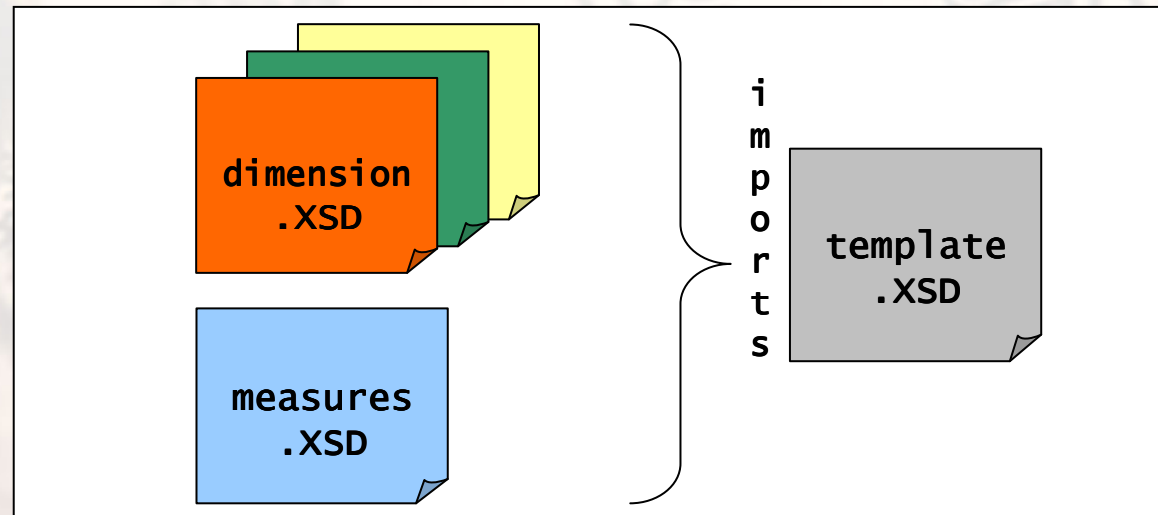
B → additional information that will be useful in interpreting the core data ('detailed' layer)

C → information that certain supervisors consider essential

D → data outside COREP (i.e. credit register...)

COREP taxonomy customisation requirements

- The COREP framework must be highly **flexible** and **extensible**.
- To meet this goal the framework is as **modular** as possible.

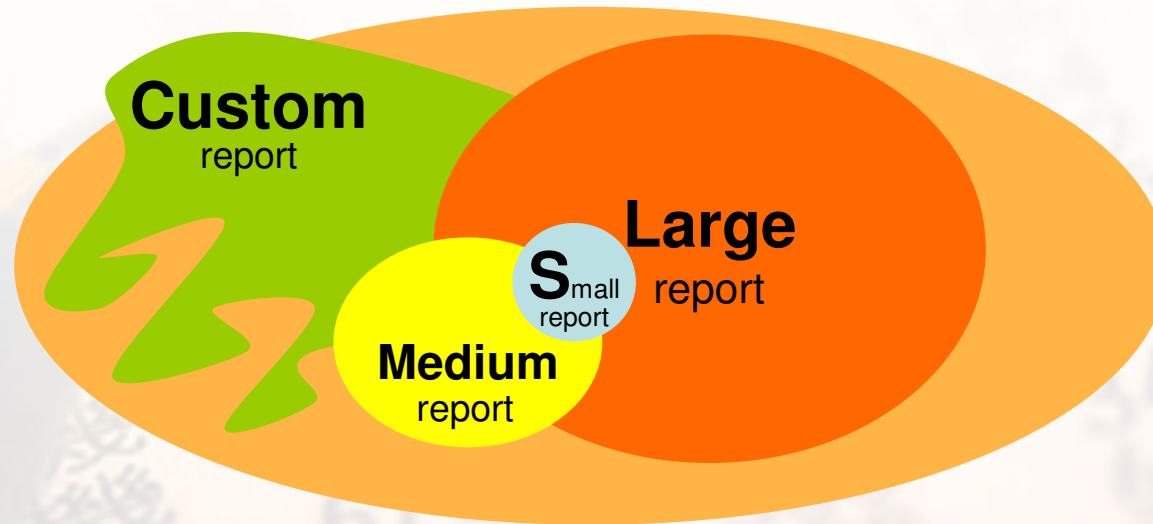


- Some **uniformity** should be achieved throughout the national extensions of the COREP taxonomy.

Agenda

- COREP taxonomy customisation requirements
- **Concept and structure of national customisation**
- Customisation of
 - Labels
 - References
 - Template structure
 - Typed dimensions
- Integrate general information
- Summary
- Questions

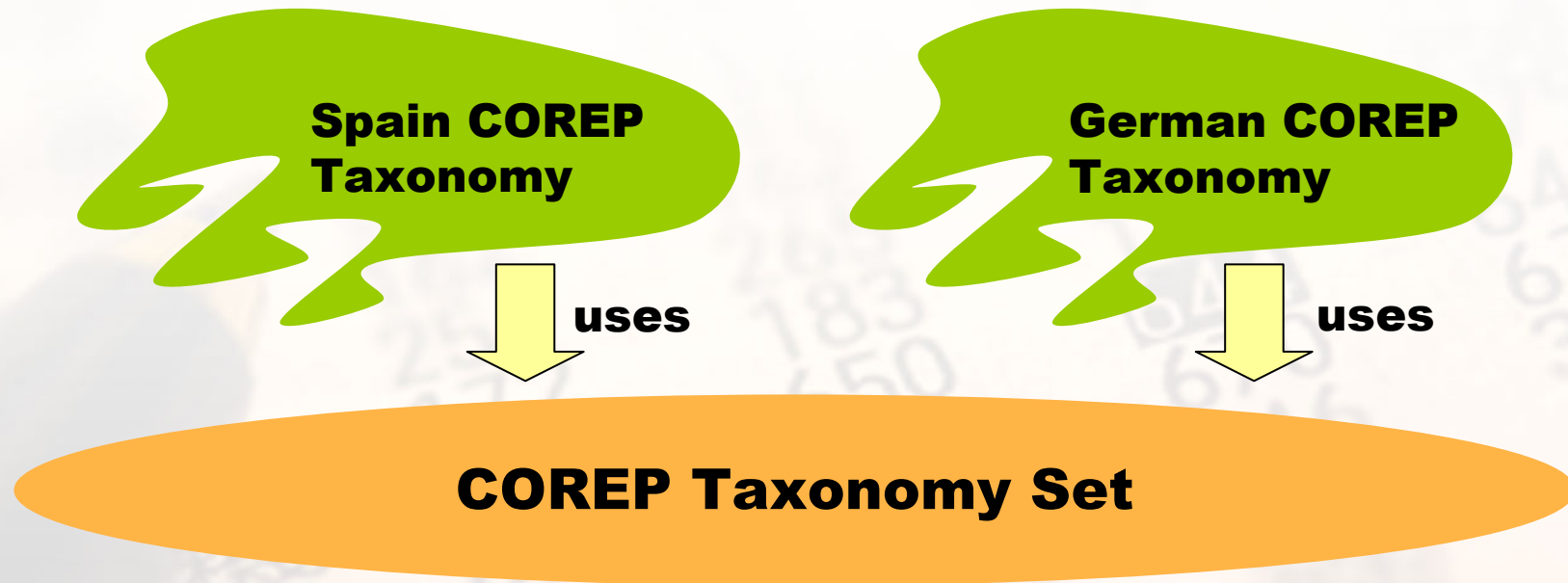
Concept of national customisation



COREP
superset of reports

- **The COREP taxonomy provides a large number of possible reporting items.**
- **Depending on the national requirements each European country will determine the level of detail.**

National extension structure



National taxonomies will:

- use the **COREP taxonomy set as a base.**
- refer to the base taxonomy but will not change it.

Agenda

- **COREP taxonomy customisation requirements**
- **Concept and structure of national customisation**
- **Customisation of**
 - **Labels**
 - **References**
 - **Template structure**
 - **Typed dimensions**
- **Integrate general information**
- **Summary**
- **Questions**

Customisation of Labels: I



Exposure type:

Total

EXPOSURE CLASSES	ORIGINAL CREDIT & COUNTERPARTY RISK EXPOSURE PRE CREDIT CONVERSION FACTOR	EXPOSURE AFTER NETTING AGREEMENTS	UNFUNDED CREDIT ADJUSTED VALUE
			GUARANTEES: ADJUSTED VALUE (Ga)
			1
1. CENTRAL GOVERNMENTS AND CENTRAL BANKS			
1.1 Regional governments and local authorities			

English labels

Art der Adressenausfallrisikoposition

Gesamtsumme

IRBA-Forderungsklasse	IRBA-Bemessungsgrundlage vor Berücksichtigung von Aufrechnungsvereinbarungen	IRBA-Bemessungsgrundlage nach Berücksichtigung von Aufrechnungsvereinbarungen	Gewährleistungsbeträge
	Garantien: Angepasste Beträge		
	1	2	3
1. Bundesregierungen und Zentralbanken			
1.1 Landesregierungen und Kreisverwaltungen			


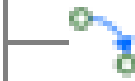


German labels

- **meaningful names of the items to be reported**
- **are used in reports to hide the technical name**

Customisation of Labels: II

- **Each country defines its own dictionary in its national extension taxonomies.**
- **The measure and dimension items can refer to several translations.**

<GOLD id="p-ce-de_Gold"> **technical name**

 Gold	en
 Chrysos	gr
 Gold	de
 Oro	es

National labels

Exercise 1: Customisation of Labels

- **Create a national extension of the primary taxonomy for the German CR EQU IRB template and add the German labels for the measures by using the Fujitsu tool.**
(detailed instructions: see handout; target time: 10 min.)

Exercise

Agenda

- **COREP taxonomy customisation requirements**
- **Concept and structure of national customisation**
- **Customisation of**
 - Labels
 - **References**
 - Template structure
 - Typed dimensions
- **Integrate general information**
- **Summary**
- **Questions**

Customisation of References



- **Each COREP reporting item refers to where it is derived from: the EU directive for Basel II.**
- **References to the national law can be added.**

ORIGINAL CREDIT & COUNTERPARTY RISK EXPOSURE...

<input type="checkbox"/> Reference	
<input type="radio"/> ref:Article	74
<input type="radio"/> ref:Paragraph	1
<input type="radio"/> ref:Publisher	EU
<input type="radio"/> ref:Name	Directive 2000/12
<input type="radio"/> ref:Note	Exposure value without taking into account value adjustments ...
<input type="checkbox"/> Reference	
<input type="radio"/> ref:Publisher	Greece
<input type="radio"/> ref:Name	Law
<input type="radio"/> ref:Article	23
<input type="radio"/> ref:Paragraph	456
<input type="radio"/> ref:Note	Some greek notes.

- COREP taxonomy customisation requirements
- Concept and structure of national customisation
- **Customisation of**
 - Labels
 - References
 - **Template structure**
 - Typed dimensions
- Integrate general information
- Summary
- Questions

Customisation of the template structure



Possible changes:

- Adding or removing columns and rows
- Reordering the hierarchical structure
- Restrict cells from being reported
- Adding or removing dimensions on a template
- Provide choices between dimensions



FIRB CRM		FOUNDATION AND EQUITY IRB APPROX	
Exposure type:			Total
EXPOSURE CLASSES	ORIGINAL CREDIT & COUNTERPARTY RISK EXPOSURE PRE CREDIT CONVERSION FACTOR	EXPOSURE AFTER NETTING AGREEMENTS	UNFUNDED CREDIT ADJUSTED VALUE
	1	2	3
1. CENTRAL GOVERNMENTS AND CENTRAL BANKS			
1.1 Regional governments and local authorities			
1.2 Other central			

Adding or removing columns and rows I



COREP template

National template

Exposure type:			Total
EXPOSURE CLASSES	ORIGINAL CREDIT & COUNTERPART Y EXPOSURE PRE CONVERSION FACTOR	EXPOSURE AFTER NETTING AGREEMENTS	UNFUNDED CREDIT GUARANTEES: ADJUSTED VALUE (Ga)
	A	B	C
	1	2	3
1. CENTRAL GOVERNMENTS AND CENTRAL BANKS			
1.1 Regional governments and local authorities			
1.2 Other central			

Exposure type:			Total
EXPOSURE CLASSES	ORIGINAL CREDIT & COUNTERPART Y EXPOSURE PRE CONVERSION FACTOR	EXPOSURE AFTER NETTING AGREEMENTS	UNFUNDED CREDIT GUARANTEES: ADJUSTED VALUE (Ga)
	A	C	D
	1	2	3
1. CENTRAL GOVERNMENTS AND CENTRAL BANKS			
1.1 Regional governments and local authorities			
1.2 Other central			

Column B has to be removed.

Column D has to be added.

Adding or removing columns and rows II



COREP taxonomy structure

Foundation and Equity IRB Approach: Details of Exposure Value		
A	Original Credit & Counterparty Risk Exposure Pre Credit Con	1.0
B	Exposure After Netting Agreements	2.0
C	Credit Risk Mitigation (CRM) Techniques with Redistribution E	3.0
	Exposure After Netting and CRM Redistribution Effect	4.0
	Exposure After Netting, CRM Redistribution Effect and Credit	5.0
	Capital Requirements for Dilution Risk (Prior to Credit Risk Miti	6.0
	Exposure Value	7.0

National taxonomy structure

Foundation and Equity IRB Approach: Details of Exposure Value		
A	Original Credit & Counterparty Risk Exposure Pre Credit Con	1.0
X	Exposure After Netting Agreements	2.0
C	Credit Risk Mitigation (CRM) Techniques with Redistribution E	3.0
D	Gold	3.5
	Exposure After Netting and CRM Redistribution Effect	4.0
	Exposure After Netting, CRM Redistribution Effect and Credit	5.0
	Capital Requirements for Dilution Risk (Prior to Credit Risk Miti	6.0
	Exposure Value	7.0

- **The hierarchical structure of the template has been changed.**

- **Column B is no longer allowed in the national taxonomy.**

- **Column D has been added to the national taxonomy.**

Reordering the hierarchical structure: I



- **New items can be positioned as necessary in the national template structure.**
- **Existing items can be reordered if required.**
- **Thus every country can personalise the presentation of its templates.**

Columns C and D have been exchanged.

Exposure type:			Total
EXPOSURE CLASSES	ORIGINAL CREDIT & COUNTERPARTY RISK EXPOSURE PRESENTATION	EXPOSURE AFTER NETTING AGREEMENTS	UNFUNDED CREDIT ADJUSTED VALUE
	A	D	C
	1	2	
1. CENTRAL GOVERNMENTS AND CENTRAL BANKS			
1.1 Regional governments and local authorities			
1.2 Other central			

Reordering the hierarchical structure: II



Structure before reordering:

[-] Foundation and Equity IRB Approach: Details of Exposure Value	
[-] A Original Credit & Counterparty Risk Exposure Pre Credit Com	1.0
[-] X Exposure After Netting Agreements	2.0
[+] C Credit Risk Mitigation (CRM) Techniques with Redistribution E	3.0
[-] D Gold	3.5
[-] Exposure After Netting and CRM Redistribution Effect	4.0
[-] Exposure After Netting, CRM Redistribution Effect and Credit	5.0
[-] Capital Requirements for Dilution Risk (Prior to Credit Risk Miti	6.0
[-] Exposure Value	7.0

New structure:

[-] Foundation and Equity IRB Approach: Details of Exposure Value	
[-] A Original Credit & Counterparty Risk Exposure Pre Credit Com	1.0
[-] D Gold	1.5
[-] X Exposure After Netting Agreements	2.0
[+] C Credit Risk Mitigation (CRM) Techniques with Redistribution E	3.0
[-] Exposure After Netting and CRM Redistribution Effect	4.0
[-] Exposure After Netting, CRM Redistribution Effect and Credit	5.0
[-] Capital Requirements for Dilution Risk (Prior to Credit Risk Miti	6.0
[-] Exposure Value	7.0

Exercise 2: Adding or removing columns and rows and reordering the hierarchical structure



- **Change the template structure according to the instructions of the handout. → A new column should be added, a row removed and the hierarchical structure be changed for national purposes.**

Exercise

Restrict cells from being reported: I

- Every cell is a combination of a measure and its dimensions.
- Some row/column combinations are not valid inside the EU directive of Basel II and must not be reported. They are marked in grey inside the COREP templates.
- National taxonomies can override those restrictions.

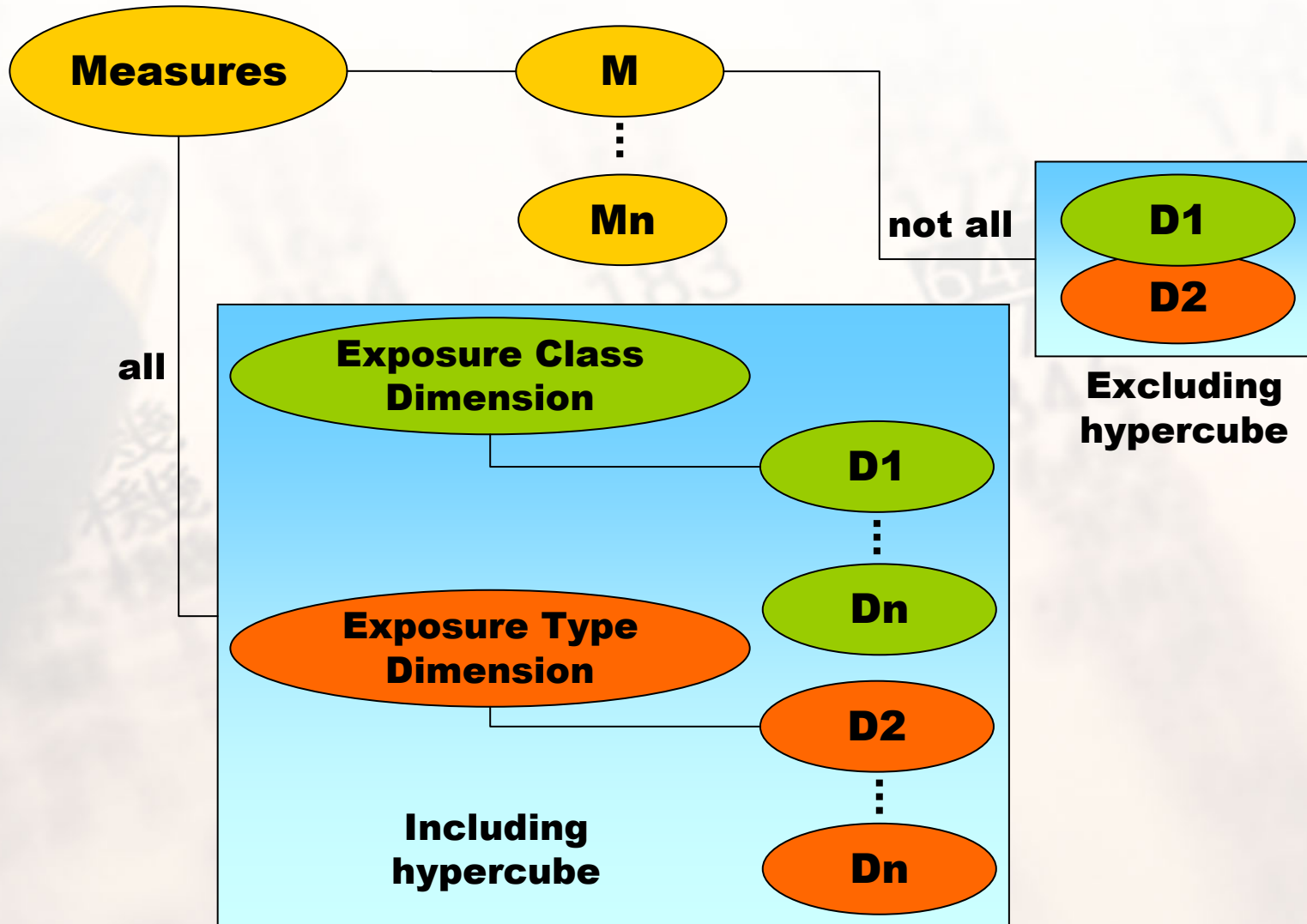
Exposure type: **D2**

EXPOSURE CLASSES	ORIGINAL CREDIT & COUNTERPARTY RISK EXPOSURE CREDIT CONVERSION FACTOR		UNFUNDED CREDIT ADJUSTED VALUE
	1	2	3
1. CENTRAL GOVERNMENTS AND CENTRAL BANKS			
D1		X	
12 Other central banks			

M

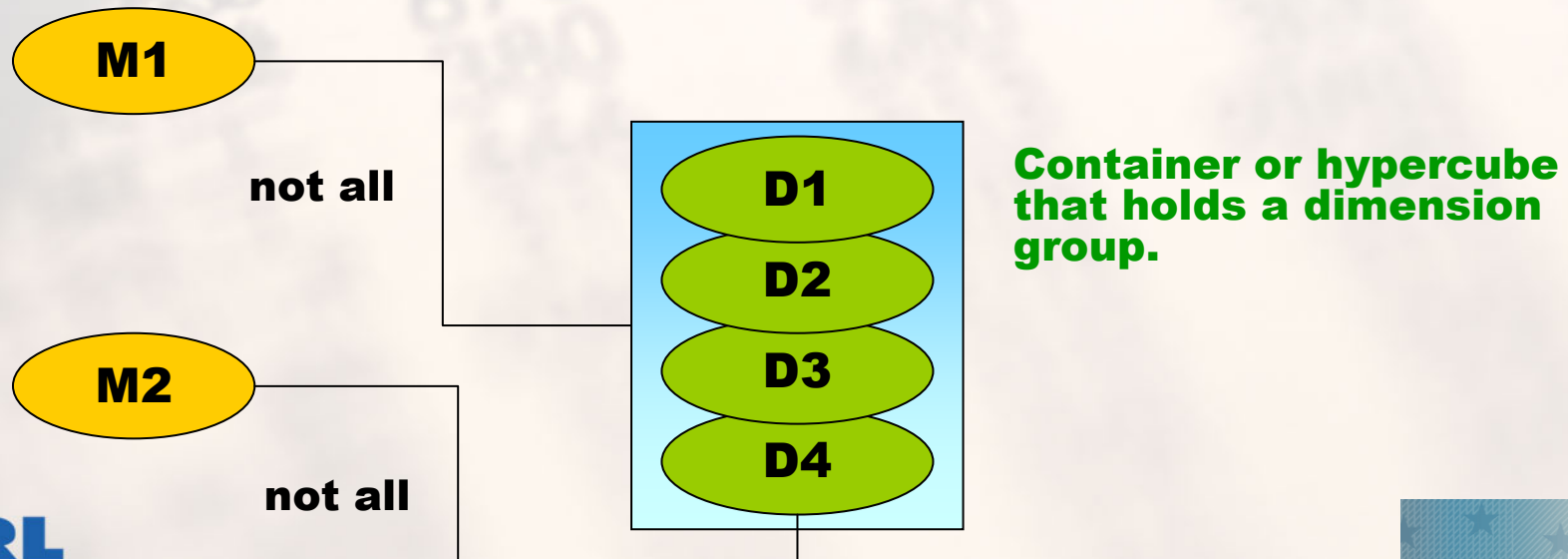
M: Measure
 D1: Dimension 1
 D2: Dimension 2

Restrict cells from being reported: II



Restrict cells from being reported: III

- **Restricted cells can be grouped together, i.e. several cells in one column.**
- **Inside the taxonomy they are added in a container that holds all the invalid dimensions.**
- **The container can be reused for other measures of the template.**



Exercise 3: Restrict cells from being reported

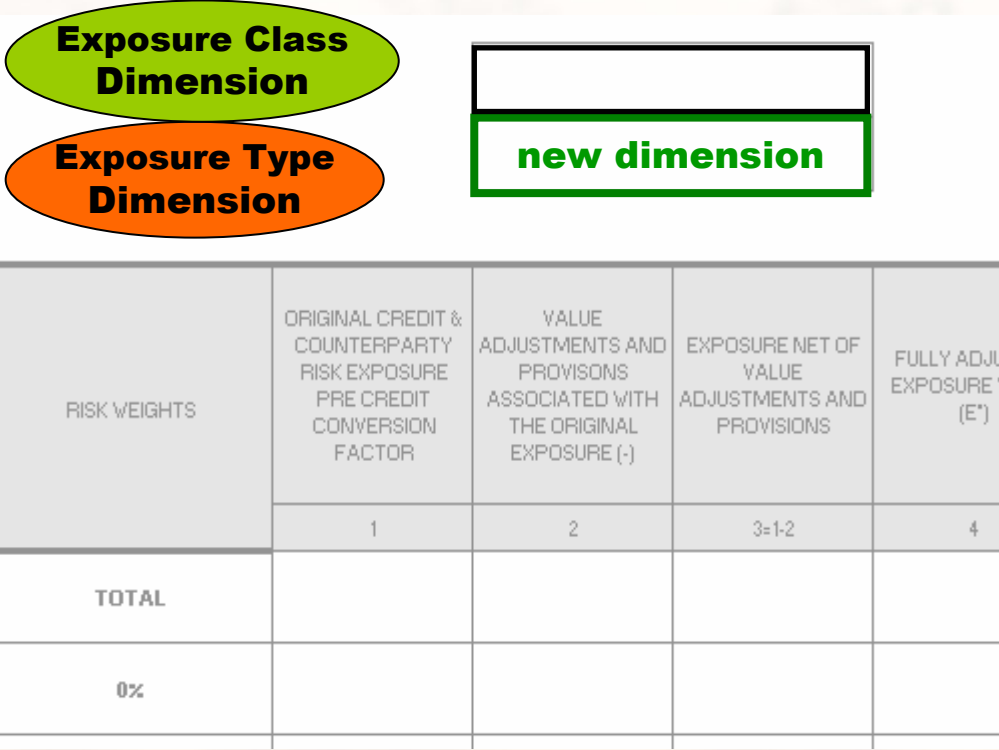
- **Add an additional hypercube in a national taxonomy.**
(detailed instructions: see handout; target time: 15 min.)

Exercise

Adding or removing dimensions on a template: I

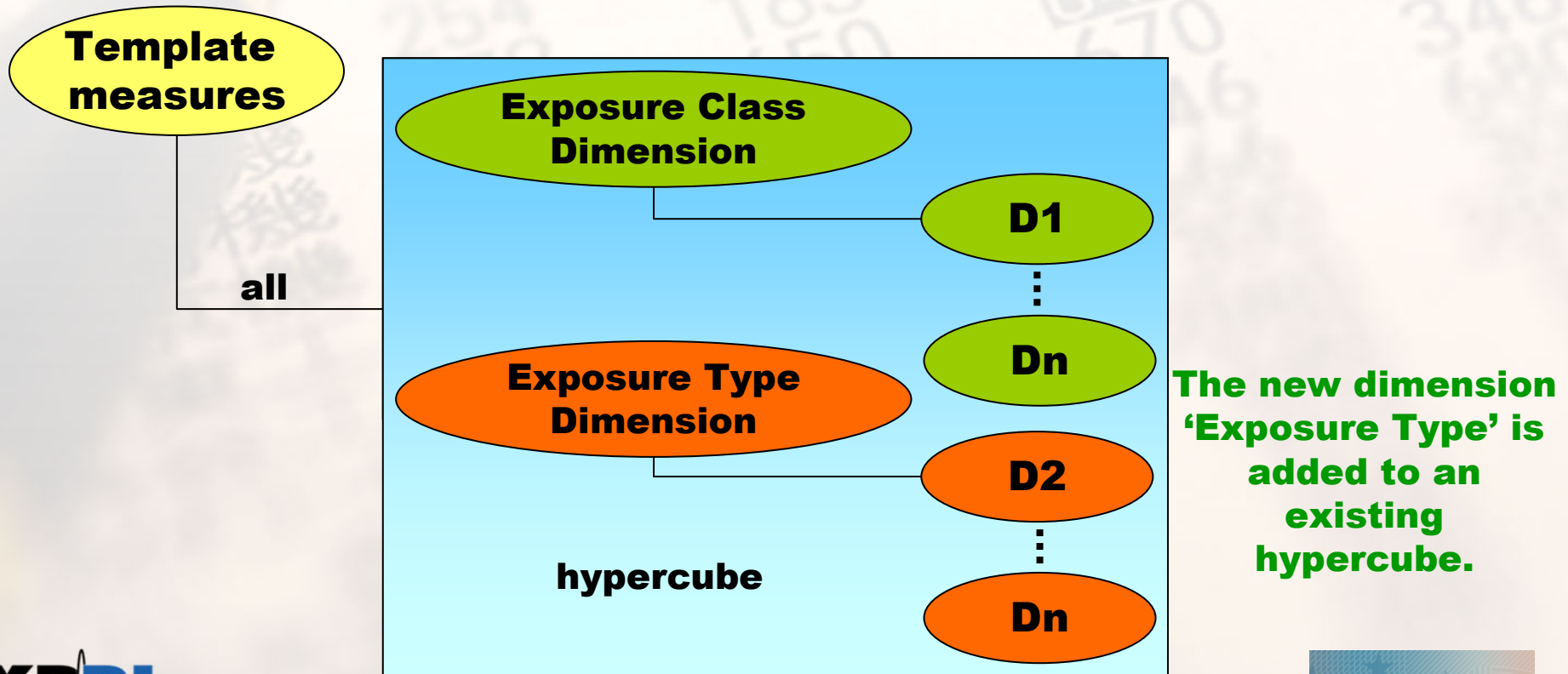


- A new dimension should be added to the national template to get a more detailed view on the data.



Adding or removing dimensions on a template: II

- A new dimension to a template can be created by expanding hypercubes and adding a new dimension element [arc role: hypercube-dimension].
- Special care must be taken in templates with several sections.



Exercise 4: Adding a dimension on a template

- **Add a new dimension for “Risk Weight” to the national “CR IRB” template. The risk weight dimension taxonomy of COREP can be reused. (detailed instructions: see handout; target time: 10 min.)**

Exercise

Adding or removing dimensions on a template: I

- The national banking supervisor decides that a dimension is not needed in a template.

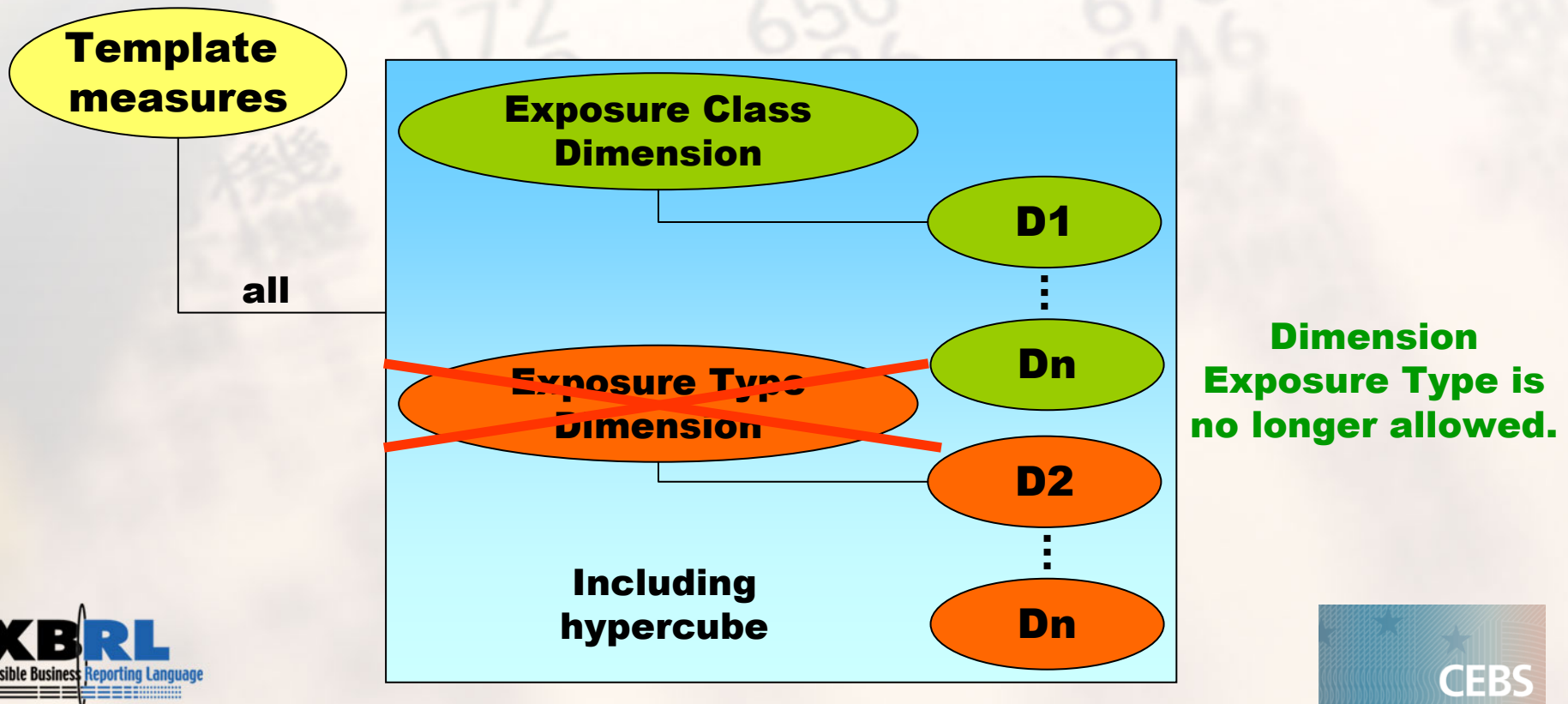
Exposure Class Dimension

~~**Exposure Type Dimension**~~

RISK WEIGHTS	ORIGINAL CREDIT & COUNTERPARTY RISK EXPOSURE PRE CREDIT CONVERSION FACTOR	VALUE ADJUSTMENTS AND PROVISIONS ASSOCIATED WITH THE ORIGINAL EXPOSURE (-)	EXPOSURE NET OF VALUE ADJUSTMENTS AND PROVISIONS	FULLY ADJ. EXPOSURE (*) (E)
	1	2	3=1-2	4
TOTAL				
0%				

Adding or removing dimensions on a template: II

- The national taxonomy can be created to reflect this requirement by removing the connection (hypercube-dimension) between the hypercube and the dimension that is not needed.



Provide choices among dimensions: I

- For this template either Dimension 2 or Dimension 3 can be used.

Exposure class: **choice**

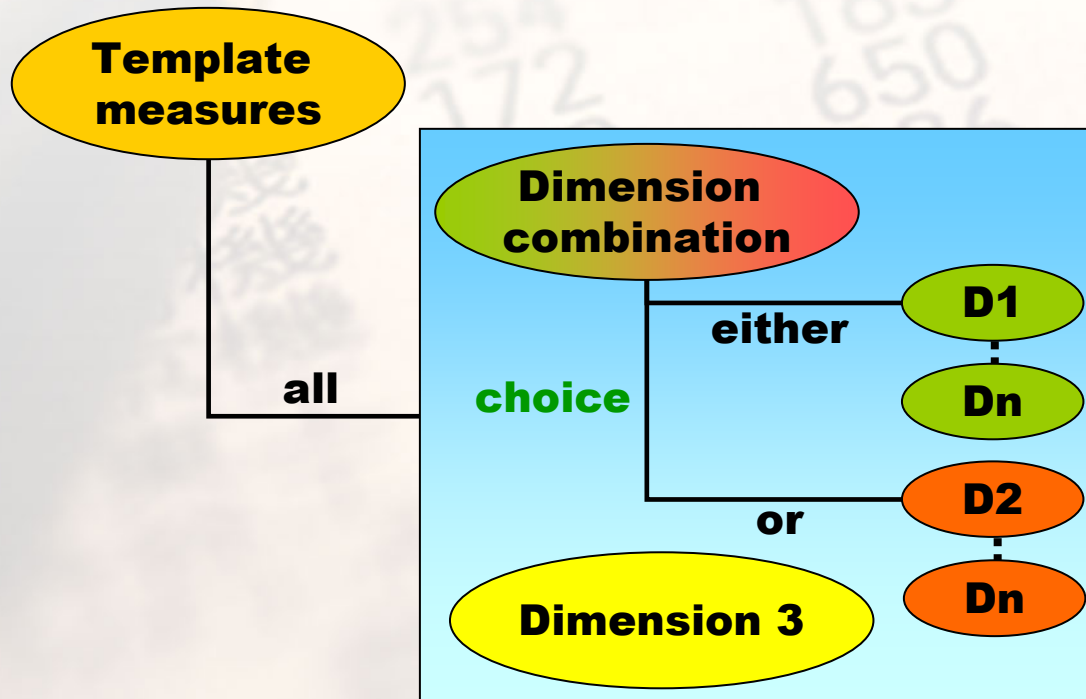
Exposure type:

	D2
	D3

RISK WEIGHTS	ORIGINAL CREDIT & COUNTERPARTY RISK EXPOSURE PRE CREDIT CONVERSION FACTOR	VALUE ADJUSTMENTS AND PROVISIONS ASSOCIATED WITH THE ORIGINAL EXPOSURE (-)	EXPOSURE NET OF VALUE ADJUSTMENTS AND PROVISIONS	FULLY ADJUSTED EXPOSURE VALUE (E*)
	1	2	3=1-2	4
D1				

Provide choices among dimensions: II

- **If a banking supervisor decides that one of two or more possible dimensions has to be used for a national COREP template, it can define this choice inside the template taxonomy.**



Either an item of dimension 1 or an item of dimension 2 has to be used in the instance document.

- **COREP taxonomy customisation requirements**
- **Concept and structure of national customisation**
- **Customisation of**
 - Labels
 - References
 - Template structure
 - **Typed dimensions**
- **Integrate general information**
- **Summary**
- **Questions**

Agenda (**Typed dimensions**)

- **Typed dimensions in XBRL**
- **How to define typed dimensions**
- **Simple XML Schema types**
- **Restricting Simple XML Schema Types**
- **Complex XML Schema Types**
- **Extending COREP typed dimensions**
- **References**
- **Questions**

Typed dimensions in XBRL

- **A explicit dimension defines its content by a list of values**
- **A typed dimension defines its content by a set of rules (a XML Schema type)**
- **Typed dimensions allow the definition of large or infinite set of members**

Simple XML Schema Types

Text types:

- **string**
- **normalizedString**
- ...

Date and Time types:

- **date**
- **duration**
- **time**
- ...

Number types:

- **decimal**
- **integer**
- **negativeInteger**
- **positiveInteger**
- ...

Simple XML Schema Types (t-ce template example)



```
<element name="ObligorGrade"  
  type="integer"  
  id="t-ce_ObligorGrade" />
```

```
<element name="ObligorGradeDimension"  
  xbrldt:typedDomainRef="t-ce-2005-12-31.xsd#t-ce_ObligorGrade"  
  type="xbrli:stringItemType"  
  abstract="true"  
  substitutionGroup="xbrldt:dimensionItem"  
  nillable="true"  
  id="t-ce_ObligorGradeDimension" ... />
```

Exercise 5

- **Build a taxonomy to model Incomes by Customer**
- **Customers will be represented by its name (a string)**

Exercise

Simple types can be constrained using “facets” to meet our requirements. For instance:

- **Strings**
 - **xs:length, xs:minLength and xs:maxLength**
 - **xs:pattern**
- **Numbers**
 - **xs:minInclusive, xs:maxInclusive, xs:totalDigits, xs:fractionDigits**
 - **xs:pattern**

Constraining Simple XML Schema Types

- **Pattern example:**

```
<element name="Customer" id="id_customer">  
  <xsd:simpleType>  
    <xsd:restriction base="xsd:string">  
      <xsd:pattern value="[A-Z]*"/>  
    </xsd:restriction>  
  </xsd:simpleType>  
</element>
```

- **Min and max values example:**

```
<element name="ObligorGrade" id="t-ce_ObligorGrade">  
  <xsd:simpleType>  
    <xsd:restriction base="xsd:integer">  
      <xsd:minInclusive value="1"/>  
      <xsd:maxExclusive value="100"/>  
    </xsd:restriction>  
  </xsd:simpleType>  
</element/>
```


Constraining Simple XML Schema Types: Pattern examples



Pattern	Matches
"A"	"A"
"AB"	"AB"
"(true) (false)"	"true" or "false"
"[A,B]"	"A" or "B"
"[A-E]"	"A" or "B" or "C" or "D" or "E"
"A*"	"" or "A" or "AA" or "AAA" ...
"A+"	"A" or "AA" or "AAA" ...
A?	"" or "A"
A{5}	"AAAAA"
.	Any single character
\.	.

Exercise 6

- **Change taxonomy from exercise 1 so that Customer names must be made up of a capital letter followed by one or more lower case letters**

Exercise

Complex XML Schema Types

- **Thee different content models allow the composition of complex types:**
 - **sequence**
 - **choice**
 - **all**

Complex XML Schema Types (t-gd template example)



```
<element name="ConsolidatedSubgroupsAndRegulatedEntitiesTypedDomain"
  id="t-gd_ConsolidatedSubgroupsAndRegulatedEntitiesTypedDomain">
  <complexType>
    <sequence>
      <element name="Name" type="string"/>
      <element name="Code" type="string"/>
    </sequence>
  </complexType>
</element>
```

```
<element name="ConsolidatedSubgroupsAndRegulatedEntitiesDimension"
  type="xbri:stringItemType"
  xbrldt:typedDomainRef="t-gd-2005-12-31.xsd#t-
  gd_ConsolidatedSubgroupsAndRegulatedEntitiesTypedDomain"
  abstract="true"
  substitutionGroup="xbrldt:dimensionItem" ... />
```

Exercise 7

- **Change taxonomy from exercise 2 so that Customer name is a complex type made up of must be made up of a “First Name” and a “Surname”.**
- **Both names must be formed by a capital letter followed by one or more lower case letters**

Exercise

- **Relation between dimensions and typed domains is not modelled using arcs, but using an attribute (`xbrldt:typedDomainRef`) at the abstract dimension member**
- **We cannot change member attributes in extending taxonomies**
- **So, we must build a new dimension member and override the hypercuber-dimension arc**

Exercise 8



- **Build a new taxonomy extending t-ce.**
- **The new taxonomy must limit obligor-grade possible values from 1 to 100**

CR EQU IRB

	INTERNAL RATING SYSTEM	ORIGINAL EXPOSURE PRE CONVERSION FACTORS	CREDIT RISK MITIGATION (CRM) TECHNIQUES WITH SUBSTITUTION EFFECTS ON THE EXPOSURE				EXPOSURE AFTER CRM SUBSTITUTION EFFECTS PRE CONVERSION FACTOR		EXPOSURE VALUE	OF WHICH: OFF BALANCE SHEET ITEMS	EXPOSURE WEIGHTED AVERAGE LGD (%)	RISK WEIGHTED EXPOSURE AMOUNTS	CAPITAL REQUIREMENTS	MEMORANDUM ITEM:	
			UNFUNDED CREDIT PROTECTION		SUBSTITUTION OF THE EXPOSURE DUE TO CRM		OF WHICH: OFF BALANCE SHEET ITEMS	OF WHICH: OFF BALANCE SHEET ITEMS						EXPECTED LOSS AMOUNT	VALUE ADJUSTMENTS AND PROVISIONS
			GUARANTEES	CREDIT DERIVATIVES	TOTAL OUTFLOWS (€)	TOTAL INFLOWS									
3	4	5	6	7	8	9	10	11	12	13	14	15	16	17	
TOTAL IRB EQUITY EXPOSURES												Section Total Exposures And Internal Models Approach			
1. PD/LGD APPROACH: TOTAL												Section PD LGD And Simple Risk Weight			
BREAKDOWN OF TOTAL EXPOSURES UNDER THE PD/LGD APPROACH BY OBLIGOR GRADES:															
OBLIGOR GRADE(a): 1												Section Obligor Grade Breakdown			
2															
.....															
N															
2. SIMPLE RISK WEIGHT APPROACH: TOTAL												Section PD LGD And Simple Risk Weight			
BREAKDOWN OF TOTAL EXPOSURES UNDER THE SIMPLE RISK WEIGHT APPROACH BY RISK WEIGHTS:															
RISK WEIGHT: 190%												Section Risk Weight Breakdown			
290%															
370%															
3. INTERNAL MODELS APPROACH												Section Total Exposures And Internal Models Approach			

(a) Order from the lower to the higher according to the PD assigned to the obligor grade

References

- **W3C XML Schema:**
<http://www.w3.org/XML/Schema>
- **Quick reference to XML Schema Types:**
<http://www.xml.dvint.com>
- **XML Schema Tutorials:**
<http://www.w3schools.com/schema/default.asp>

Add general information to the national taxonomy



- **The COREP taxonomy represents the content of the COREP templates that was agreed on European level.**
- **It does not contain organisational or general information that is needed for the reporting between the national central banks and the credit institutes as well as investment firms.**



Each European supervisor that want to use the COREP taxonomy has to define how this information has to be delivered.

Add general information to the national taxonomy

- **2 possible ways to add this information to an XBRL report:**

Create an own taxonomy for all organisational items that have to be reported

Use the GCD taxonomy of XBRL International that contains a huge amount of predefined items

Add general information to the national taxonomy



Create an own taxonomy for all organisational items that have to be reported

General Information
Document Information
Identifier
Date
Generation reason
Author of the Document
Name
Department
Function
Name of the company
Address
Street
House Number
Zip code
Place
Country
Iso Code Country
Telephone Number
Fax Number
e-mail address
Report Information
Report ID
Type of the Report
Report Element
Status of the Report
Company Information
Company ID
Name
Legal Status
Location
Street

- **All items that are necessary for the assignment to a reporting institution and for the further processing should be collected.**
- **A taxonomy can be created and distributed with the national extension of the COREP taxonomy.**

Add general information to the national taxonomy



Use the GCD taxonomy of XBRL International that contains a huge amount of predefined items

- **GCD** → **G**lobal **C**ommon **D**ocument (PWD)

Purpose:

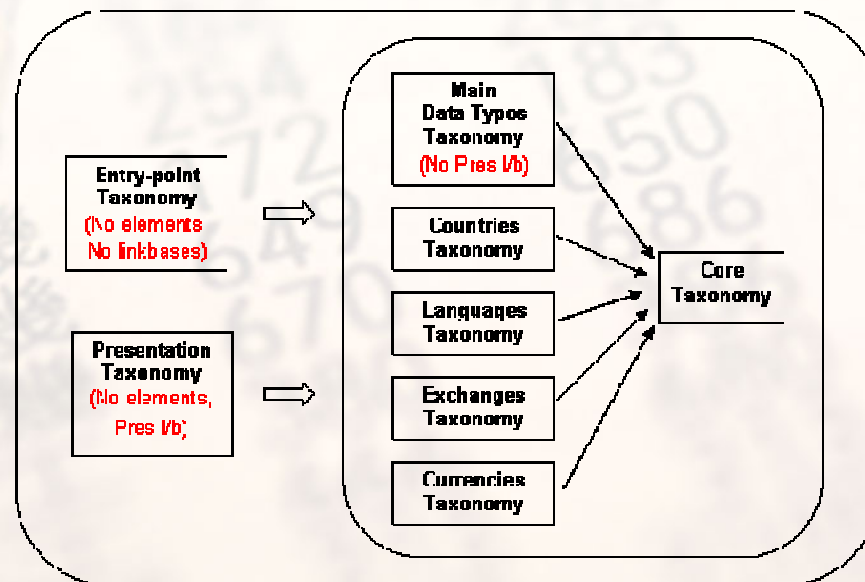
- to cover common information which may typically be required in business reporting,
- to represent this data in XBRL in a standard way,
- to support interoperability and comparison between XBRL implementations around the world.

- to offer a core set of taxonomies which taxonomy authors may import, saving time and effort.

Add general information to the national taxonomy

Use the GCD taxonomy of XBRL International that contains a huge amount of predefined items

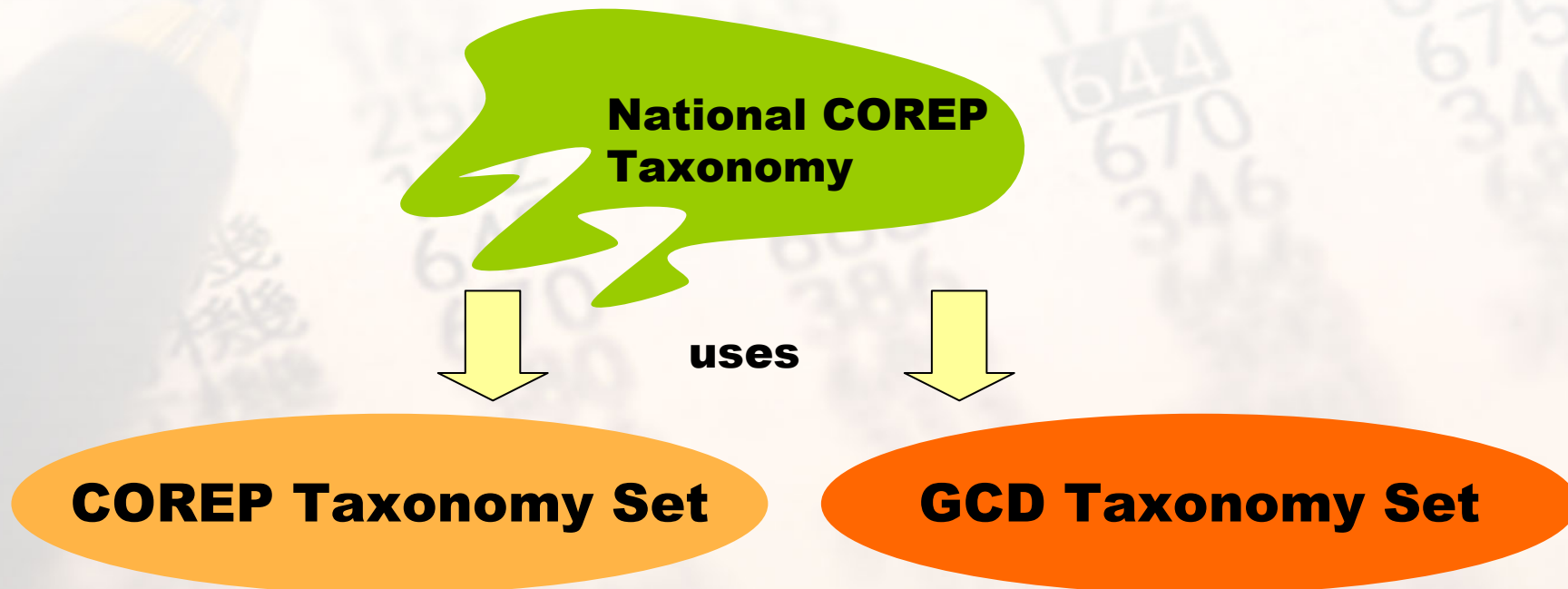
International GCD



The core taxonomy provides basic elements and structures and a number of extension “data type” taxonomies which define particular sets of data, including elements representing countries and languages.

Add general information to the national taxonomy

Use the GCD taxonomy of XBRL International that contains a huge amount of predefined items

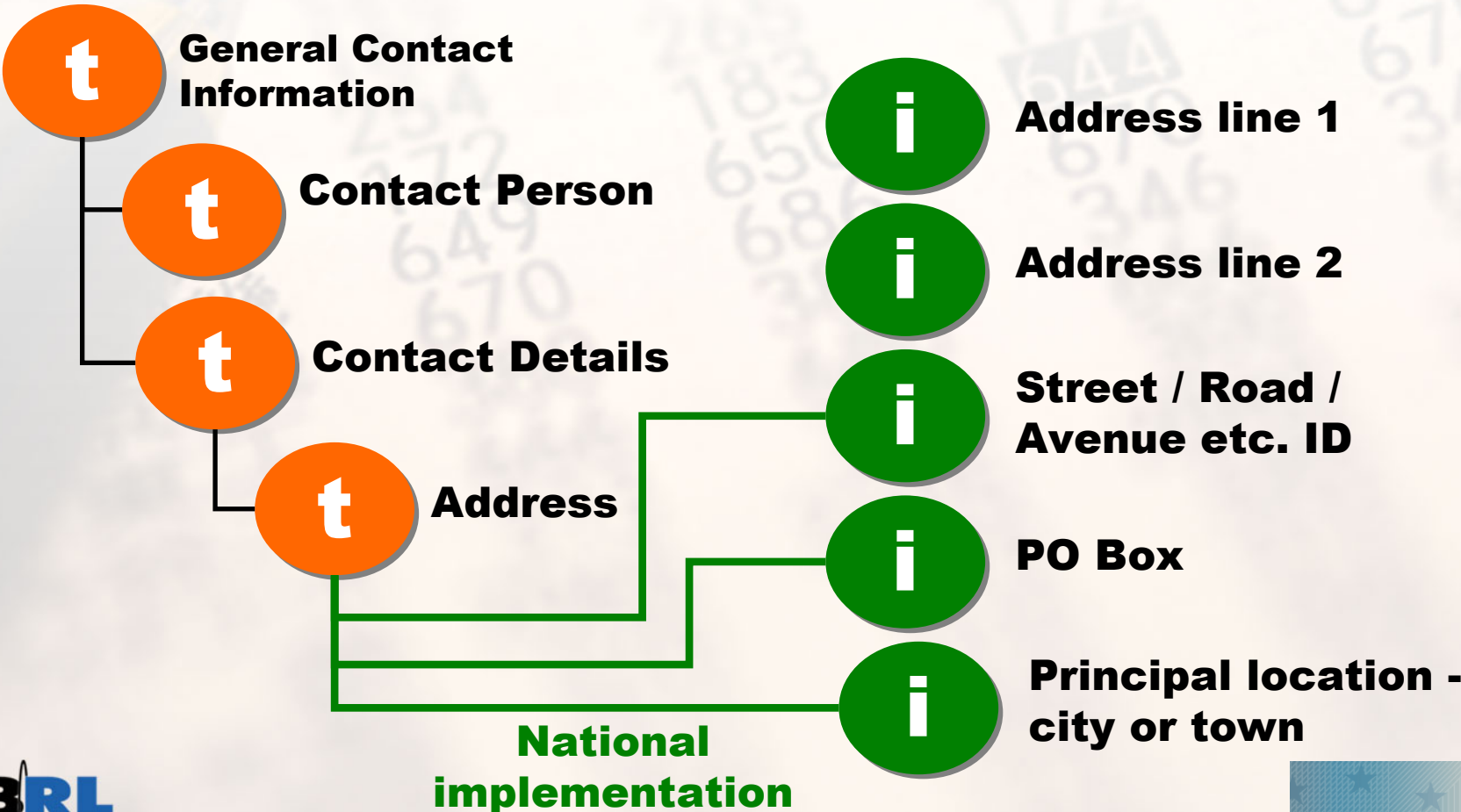


National supervisor can decide which parts of both taxonomies should be imported for the national taxonomy extension.

Add general information to the national taxonomy



Use the GCD taxonomy of XBRL International that contains a huge amount of predefined items



Add general information to the national taxonomy

Use the GCD taxonomy of XBRL International that contains a huge amount of predefined items

The **GCD** provides:

- taxonomy modules,
- generic tuples and
- substitution groups.

The **GCD** allows:

- clear and consistent definition,
- easy and efficient reuse of components and
- flexible and meaningful extension.

Agenda

- **COREP taxonomy customisation requirements**
- **Concept and structure of national customisation**
- **Customisation of**
 - **Labels**
 - **References**
 - **Template structure**
 - **Typed dimensions**
- **Integrate general information**
- **Summary**
- **Questions**

Summary: I

- **The comprehensive nature of the COREP framework provides each national supervisor with an excellent basis to develop a national data model.**
- **The flexibility of the COREP framework means that a national data model can be achieved with the minimum of effort.**
- **All national structural changes of the COREP templates can be done in XBRL using the new dimensional approach.**
- **The modularity of the taxonomies enables changes to be made on selected templates.**

Summary: II

- **The extension taxonomies can be developed using labels in the national language and incorporating the requirements of the national law.**
- **Changes can be made to the calculation rules defined inside the COREP taxonomy.**
- **COREP FRAMEWORK offers:**
 - **FLEXIBILITY**
 - **EXENSIBILITY**
 - **EASE OF USE.**

Thank you for your attention!

Time for your questions!